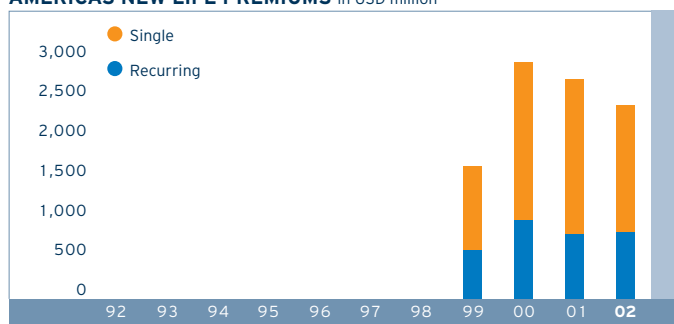


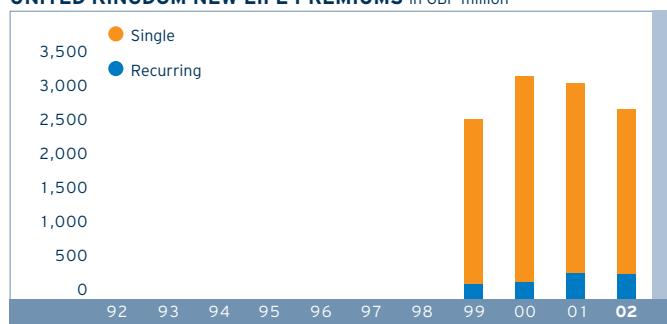
DEPOSITS AND NEW PREMIUM PRODUCTION

in USD million	1992	1993	1994	1995	1996	1997	1998	1999	2000	2001	2002
AMERICAS											
Fixed annuity deposits	-	-	-	-	-	-	-	3,866	4,592	6,756	7,178
Variable annuity deposits	-	-	-	-	-	-	-	5,025	8,299	5,944	9,902
GIC deposits and funding agreements	-	-	-	-	-	-	-	9,610	10,664	10,922	9,827
TOTAL DEPOSITS PRODUCTION											
ON-BALANCE SHEET	-	-	-	-	-	-	-	18,501	23,555	23,622	26,907
Synthetic GICs	-	-	-	-	-	-	-	5,184	5,891	11,709	12,196
Mutual funds and other	-	-	-	-	-	-	-	4,075	7,425	6,400	6,646
TOTAL DEPOSITS PRODUCTION											
OFF-BALANCE SHEET	-	-	-	-	-	-	-	9,259	13,316	18,109	18,842
NEW PREMIUM PRODUCTION LIFE INSURANCE											
Single premium	-	-	-	-	-	-	-	1,050	1,966	1,924	1,578
Recurring annualized	-	-	-	-	-	-	-	600	970	794	826
TOTAL RECURRING PLUS 1/10 SINGLE	-	-	-	-	-	-	-	705	1,167	986	984
in EUR million											
THE NETHERLANDS											
NEW PREMIUM PRODUCTION LIFE INSURANCE											
Single premium	-	-	-	-	-	-	-	948	1,292	1,625	1,536
Recurring annualized	-	-	-	-	-	-	-	263	172	188	191
TOTAL RECURRING PLUS 1/10 SINGLE	-	-	-	-	-	-	-	358	301	351	345
SAVINGS DEPOSITS	-	-	-	-	-	-	-	3,661	3,528	4,262	3,386
INVESTMENT CONTRACTS	-	-	-	-	-	-	-	465	938	816	393
in GBP million											
UNITED KINGDOM											
NEW PREMIUM PRODUCTION LIFE INSURANCE											
Single premium	-	-	-	-	-	-	-	2,400	2,982	2,763	2,390
Recurring annualized	-	-	-	-	-	-	-	203	240	362	349
TOTAL RECURRING PLUS 1/10 SINGLE	-	-	-	-	-	-	-	443	538	638	588
in EUR million											
OTHER COUNTRIES											
NEW PREMIUM PRODUCTION LIFE INSURANCE											
Single premium	-	-	-	-	-	-	-	165	248	116	45
Recurring annualized	-	-	-	-	-	-	-	100	101	125	157
TOTAL RECURRING PLUS 1/10 SINGLE	-	-	-	-	-	-	-	116	126	137	161

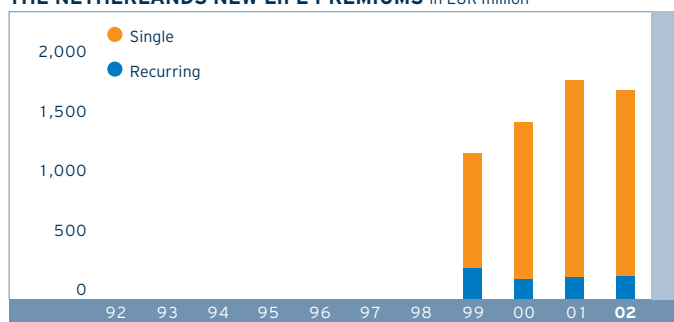
AMERICAS NEW LIFE PREMIUMS in USD million



UNITED KINGDOM NEW LIFE PREMIUMS in GBP million



THE NETHERLANDS NEW LIFE PREMIUMS in EUR million



OTHER COUNTRIES NEW LIFE PREMIUMS in EUR million

