

PREMIUMS AND REVENUES

in EUR million	1993	1994	1995	1996	1997	1998	1999	2000	2001	2002	2003
GROSS PREMIUMS BY ACTIVITY/GEOGRAPHICALLY											
LIFE INSURANCE¹											
Americas	756	845	871	1,141	1,824	2,509	4,263	7,413	7,750	7,218	6,157
The Netherlands	1,718	1,778	1,975	2,132	2,313	2,626	3,012	3,323	3,637	3,573	3,247
United Kingdom	-	-	1,725	2,418	3,178	4,026	5,142	6,738	6,388	6,433	5,974
Other countries ²	1,095	1,849	83	131	174	252	385	509	506	517	831
TOTAL	3,569	4,472	4,654	5,822	7,489	9,413	12,802	17,983	18,281	17,741	16,209
ACCIDENT & HEALTH INSURANCE											
Americas	913	831	790	851	1,106	1,219	1,264	1,865	2,337	2,608	2,217
The Netherlands	102	98	65	77	90	102	118	129	146	162	163
Other countries	43	41	41	68	71	70	71	73	75	78	83
TOTAL	1,058	970	896	996	1,267	1,391	1,453	2,067	2,558	2,848	2,463
GENERAL INSURANCE											
Americas	13	16	15	17	16	4	4	5	11	-	-
The Netherlands	349	381	389	435	442	437	402	408	422	447	459
United Kingdom	-	-	62	3	-	-	-	-	-	-	-
Other countries ²	616	513	232	306	318	305	319	308	306	320	337
TOTAL	978	910	698	761	776	746	725	721	739	767	796
GROSS PREMIUMS GEOGRAPHICALLY¹											
Americas	1,682	1,692	1,676	2,009	2,946	3,732	5,531	9,283	10,098	9,826	8,374
The Netherlands	2,169	2,257	2,429	2,644	2,845	3,165	3,532	3,860	4,205	4,182	3,869
United Kingdom	-	-	1,787	2,421	3,178	4,026	5,142	6,738	6,388	6,433	5,974
Other countries ²	1,754	2,403	356	505	563	627	775	890	887	915	1,251
TOTAL	5,605	6,352	6,248	7,579	9,532	11,550	14,980	20,771	21,578	21,356	19,468
Investment Income ^{3,4}	2,639	2,631	2,715	2,985	4,001	5,003	6,600	9,612	9,225	8,347	7,352
Fees and commissions	-	-	-	-	-	-	-	-	615	978	1,221
Income from banking and other activities ³	382	470	557	548	674	626	794	324	477	463	388
REVENUES³	8,626	9,453	9,520	11,112	14,207	17,179	22,374	30,707	31,895	31,144	28,429

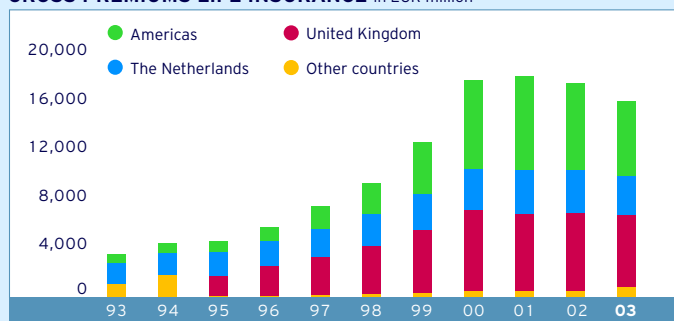
¹ Excluding annuities

² Up to and including 1994 this line also contains the figures of the United Kingdom

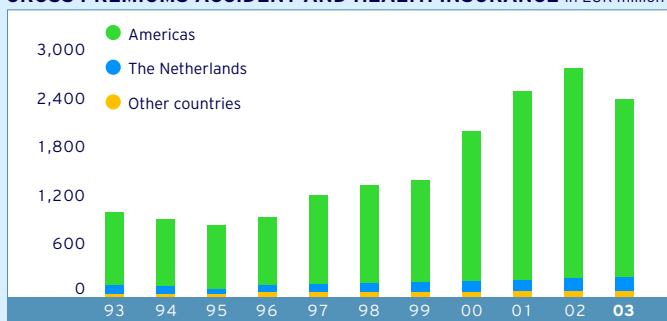
³ Up to and including 1999 this line also contains the figures of Labouchere

⁴ Up to and including 2000 this line also contains fees and commissions

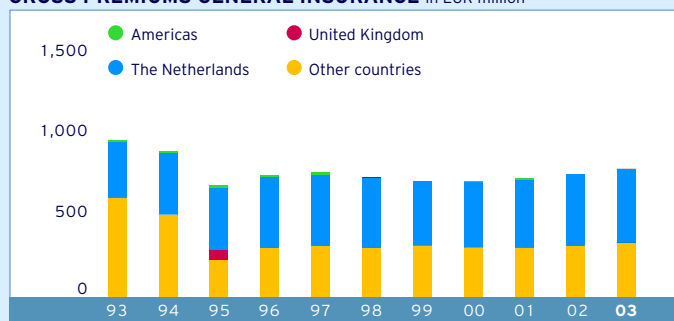
GROSS PREMIUMS LIFE INSURANCE in EUR million



GROSS PREMIUMS ACCIDENT AND HEALTH INSURANCE in EUR million



GROSS PREMIUMS GENERAL INSURANCE in EUR million



GROSS PREMIUMS GEOGRAPHICALLY TOTAL in EUR million

